

# Lamitak

2023/24 Catalogue

Lamitak  
Vol. 1

## INTERVENTION

In the pursuit of designing interiors for homes and hospitality, we consider the layers of personal relationships shared within spaces. Analogous with product integrity and a conscious approach, the true work of a designer combines a formidable eye for details, sensitive assemblage of materials and desire to push the envelope in these private domains.

At Lamitak, it is imperative to inculcate eco-responsibility — seen as a slow practice that appeals to those seeking balance in stillness — and expressive artistry. The result is a resonating ambience to commune in — an exuberant testimony to conscious living.

**Inspiring sustainable spaces for a better planet.**

### LEGEND

- Available in Newedge
- Best viewed in large format
- Best applied vertically

### FIND US

- [lamitak.studio](https://www.lamitak.com)
- [lamitak](https://www.lamitak.com)
- [info@lamitak.com](mailto:info@lamitak.com)



lamitak.com



Woods  
Solids  
Patterns  
Specialties

INT

In the  
we co  
Analo  
work  
assen  
privat

At Lar  
slow p  
expre  
— an

Inspir



**FEATURED**  
Natural Eames Teak – Ceiling & Wall Panel

In pursuit of balanced visuals, the classic Eames Teak straight grains and smooth surface has streamlined qualities for soft minimalism. As a guiding axis for the space, it creates a calm sanctuary that intuitively integrates with any freestanding elements in the room.

● ODE TO WOODS

Home is a place to rest, stir your senses and free your mind. Envisage nature's woods, mood and light for calming and restorative spaces.

Images are 1:1 scale

# Woods

- Woods
- Solids
- Patterns
- Specialties

- › Oak & Teak
- › Ash & Elm
- › Maple & Walnut
- › Beech, Birch & Pine
- › Exotic

SPECIES	FAMILY	PAGE
› Oak & Teak		
Oak	Giethoorn Oak	01
	Granada Oak	02
	Shizuoka Oak	03
	Rapallo Rovere	04
	Giovanni Oak	05
	Yugen Oak	06
	Bavarian Oak	07
	Lassalle Oak	08
	Avant Oak	09
Teak		
	Ramos Teak	10
	Oregon Teak	11
	York Teak	12
	Eames Teak	13
	Oslo Teak	14
› Ash & Elm		
Ash		
	Akemi Ash	15
	Hemavan Ash	16
	Ash	17
	Zermatt Esche	18
	Sicilian Ash	19
Elm		
	Nevada Elm	20
	Hoffmann Elm	21
	Tivoli Elm	22
	Itadori Elm	23
› Maple & Walnut		
Maple		
	Laurentian Maple	24
	Rosenheim Maple	25
Walnut		
	Viola Noce	26
	Portofino Noce	27
	Roma Noce	28
	Nogal	29
	Horizontal Nogal	30
	Vida Noce	31
	Americano Nogal	32
	Saville Walnut	33
	Marcello Walnut	34
› Beech, Birch & Pine		
	Aomori Beech	35
	Knarvick Birch	36
	Rialto Pine	37
› Exotic		
	Brissago	38
	Alameda Wood	39
	Savannah Wood	40
	Malibu Oak	41
	Barn Wood	42
	Cuiban Palisander	43

This guide is an invaluable tool that covers all pertinent information regarding wood species identification, grain structure and visual information on the same page. Designed to encourage deeper learning, it is the ultimate reference you will turn to over and over again to select efficiently to produce interior designs that last.


# Guide

Woods | Oak | W01

## Shizuoka Oak




Kino Shizuoka Oak  
WY 4254X



Aiko Shizuoka Oak  
WY 4266X



Ryo Shizuoka Oak  
WY 4252X



Jiro Shizuoka Oak  
WY 4263X

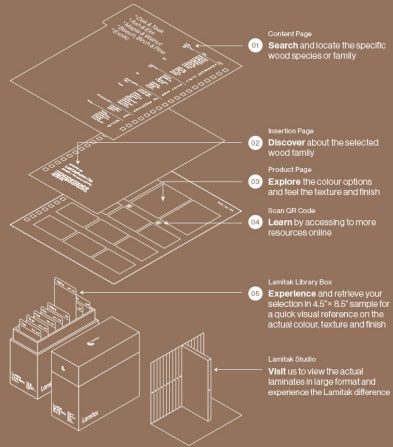
- Solids
- Patterns
- Specialties

- › Oak & Teak
- › Ash & Elm
- › Maple & Walnut
- › Beech, Birch
- › Exotic

SPECIES	FAMILY	PAGE
› Oak & Teak		
Oak	Giethoorn Oak	01
	Granada Oak	02
	Shizuoka Oak	03

## Lamitak Guide

5 SUSTAINABLE STEPS TO WOODGRAIN SELECTION



**OUR COMMITMENT** | With Lamitak's commitment towards sustainability, we are championing this 5-step approach with aspiration to reduce 60% of industry sample acquisition and logistic carbon footprint.

**BUYERS SAFE GUARD** | Learn to authenticate your Lamitak product and insist on the original. For more information, visit [lamitak.com/product-information](http://lamitak.com/product-information).



GIETHOORN OAK  
**Levi Giethoorn Oak**  
 WYA 1276E | View swatch on page W01

A stimulus for senses, the Giethoorn Oak lends its nature immersion with raw details of textural wavy grain and ridges that echo wilderness and a wide array of life.

01

Woods | Oak | W01


### Shizuoka Oak




Kiro Shizuoka Oak  
 WY 4254X



Aiko Shizuoka Oak  
 WY 4266X



Ryo Shizuoka Oak  
 WY 4252X



Jiro Shizuoka Oak  
 WY 4263X

- Solids
- Patterns
- Specialties

slow p  
expre  
— an  
Inspi

- › Oak & Teak
- › Ash & Elm
- › Maple & Walnut
- › Beech, Birch
- › Exotic



GRANADA OAK  
**Sierra Granada Oak**  
WYA 5263E | View swatch on page W01

Explore the unique emboldments — unfinished and imperfect — of rough sawn wood in Granada Oak. Emulating the sawmill's energy, it provides interior spaces with a gentle alternative for period-style beams and rusticity.



SHIZUOKA OAK  
**Kiro Shizuoka Oak**  
WY 4254X | View sample on page W01

Guided by the Japanese principles of impermanence and modernism is Shizuoka Oak. Calling to the Ryokan, the lighter shades bring a peace of mind for solitude while the darker ash tones echo time, tradition and heritage.


Shizuoka Oak




Kiro Shizuoka Oak  
WY 4254X



Aiko Shizuoka Oak  
WY 4266X



Ryo Shizuoka Oak  
WY 4252X



Jiro Shizuoka Oak  
WY 4263X

- Solids
- Patterns
- Specialties

- › Oak & Teak
- › Ash & Elm
- › Maple & Walnut
- › Beech, Birch
- › Exotic

slow p  
expre  
— an  
Inspi



RAPALLO ROVERE  
**Lavato Rapallo Rovere**  
WYA 5297E | View swatch on page W02

The intriguing and deliberate folds of Rapallo Rovere captures the beauty of timeworn spaces. The integral element is in its visual reciprocity of weathered ageing and textuality.

04



Giovanni Oak  
**Bambina Giovanni Oak**  
WYA 5268E | View swatch on page W02

Portraying modernism with familiar warmth is Giovanni Oak's distinct straight-grained texture. Honouring the woodgrain through its sensorial finish and extensive shades of beige-gold, mid-dark and deep brown for re-configurable spaces.

05

Woods | Oak W01


Shizuoka Oak




Kino Shizuoka Oak  
WY 4254X



Aiko Shizuoka Oak  
WY 4266X NEW



Ryo Shizuoka Oak  
WY 4252X




Jiro Shizuoka Oak  
WY 4263X

- K
- Solids
- K
- Patterns
- K
- Specialities

- › Oak & Teak
- › Ash & Elm
- › Maple & Walnut
- › Beech, Birch
- › Exotic

slow p  
expre  
— an  
  
Inspi



Yugen Oak  
**Natural Yugen Oak**  
WY 4267X | View swatch on page W03

Based on the Japanese concept of "unseen beauty", the subtle oak grain pivots attention towards personal collections and draws out an appreciation for spaciousness. Its spatial quality melds into a coherent form for tranquil spaces.



Bavarian Oak  
**Strauss Bavarian Oak**  
WY 4237X | View swatch on page W03

Striving for contrast, the inimitable horizontal woodgrains of Bavarian Oak with intermittent light streaks and texture break regularity and monotony in multi-functional spaces.


Shizuoka Oak




Kiro Shizuoka Oak  
WY 4254X



Aiko Shizuoka Oak  
WY 4266X NEW



Ryo Shizuoka Oak  
WY 4252X



Jiro Shizuoka Oak  
WY 4263X

K

Solids

K

Patterns

K

Specialties



- › Oak & Teak
- › Ash & Elm
- › Maple & Walnut
- › Beech, Birch
- › Exotic

slow p  
expre  
— an  
  
Inspi



Lasalle Oak  
**Keaton Lasalle Oak**  
WY 4259X | View swatch on page W03  
  
Defined by the varied horizontal lines, Lasalle Oak draws its metaphor from industrious cities while giving rise to a touch of robustness.

08



AVANT OAK  
**Canyon Avant Oak**  
WY 4244X | View swatch on page W04

Taking a slant from traditional oak patterns, the Avant Oak is realised with raw details and intense coarse straight grains.

09


Shizuoka Oak




Kiro Shizuoka Oak  
WY 4254X



Aiko Shizuoka Oak  
WY 4266X



Ryo Shizuoka Oak  
WY 4252X



Jiro Shizuoka Oak  
WY 4263X

K

Solids  
K

Patterns  
K

Specialties

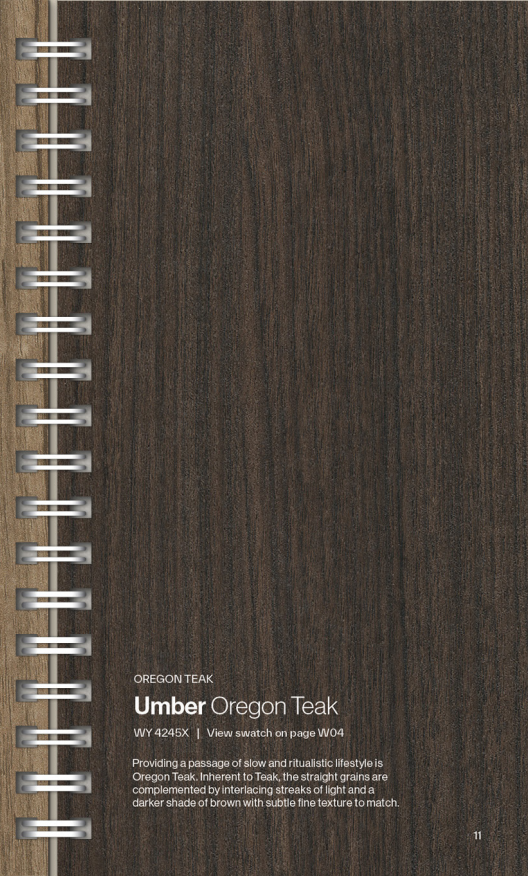
- › Oak & Teak
- › Ash & Elm
- › Maple & Walnut
- › Beech, Birch
- › Exotic

slow p  
expre  
— an  
Inspi



RAMOS TEAK  
**Jamaica Rama Teak**  
WY 1206D | View swatch on page W04

The cream to dark wood shades and irregular grains of Rama Teak are made to complement its surroundings while delivering tropical nuances of the Pacific coastline and Caribbean Islands.



OREGON TEAK  
**UMBER Oregon Teak**  
WY 4245X | View swatch on page W04

Providing a passage of slow and ritualistic lifestyle is Oregon Teak. Inherent to Teak, the straight grains are complemented by interlacing streaks of light and a darker shade of brown with subtle fine texture to match.

Shizuoka Oak




Kino Shizuoka Oak  
WY 4254X



Aiko Shizuoka Oak  
WY 4266X



Ryo Shizuoka Oak  
WY 4252X



Jiro Shizuoka Oak  
WY 4263X

- K
- Solids
- K
- Patterns
- K
- Specialties

- › Oak & Teak
- › Ash & Elm
- › Maple & Walnut
- › Beech, Birch
- › Exotic

slow p  
expre  
— an  
Inspi



YORK TEAK  
**Canele York Teak**  
WY 5230D | View swatch on page W05

York Teak epitomises innovation, boldness and new experiences. It bears high contrast and colours of vertical grains for creating spaces with visual distinction.



EAMES TEAK  
**Natural Eames Teak**  
WY 4220X | View swatch on page W05

The discovery for mid-century aptly starts with Eames Teak. Rooted in design are the atypically classic straight grains and its smooth surface that take on a preservationist approach for streamlined designs.


Shizuoka Oak




Kiro Shizuoka Oak  
WY 4254X



Aiko Shizuoka Oak  
WY 4266X NEW



Ryo Shizuoka Oak  
WY 4252X



Jiro Shizuoka Oak  
WY 4263X

- K
- Solids
- K
- Patterns
- K
- Specialities

- › Oak & Teak
- › Ash & Elm
- › Maple & Walnut
- › Beech, Birch
- › Exotic

slow p  
expre  
— an  
  
Inspi



OSLO TEAK

**Wegner Oslo Teak**

WY 1288D | View swatch on page W05

Ease your morning and live vicariously through the Scandinavian practicality of Oslo Teak. This serene tone-on-tone woodgrain is ideal for ambience and extension to furniture design.

14



AKEMI ASH

**Crème Akemi Ash**

WY 4231X | View swatch on page W06

With minimal and subtle wavy grains, the Akemi Ash follows the notion of lightness and calm by simple means. Reflecting light, it creates a peaceful atmosphere — focusing on achieving the most with the least.

15

Woods | Oak W01


Shizuoka Oak




Kiro Shizuoka Oak  
WY 4254X



Aiko Shizuoka Oak  
WY 4266X NEW



Ryo Shizuoka Oak  
WY 4252X



Jiro Shizuoka Oak  
WY 4263X

- K
- Solids
- K
- Patterns
- K
- Specialties

- › Oak & Teak
- › Ash & Elm
- › Maple & Walnut
- › Beech, Birch
- › Exotic

slow p  
expre  
—an  
Inspi

HEMAVAN ASH

### Emile Hemavan Ash

WG 5255D | View swatch on page W06

The soft yet prominent patterns reflect duality of delicate and strong characters of the cold frost of Nordic landscapes. The intensity range from close grains to medium spread with occasional crowns complementary with any muted palettes.

16

ASH

### Baltico Ash

WY 4270X | View swatch on page W06

The aspiration for darker and brooding spaces is Ash—revealing grey undertones and confluent patterns for timeless forms in furniture and interiors.

17

Woods | Oak W01


#### Shizuoka Oak




Kino Shizuoka Oak  
WY 4254X



Aiko Shizuoka Oak  
WY 4266X



Ryo Shizuoka Oak  
WY 4252X



Jiro Shizuoka Oak  
WY 4263X

K

Solids

K

Patterns

K

Specialties

- › Oak & Teak
- › Ash & Elm
- › Maple & Walnut
- › Beech, Birch
- › Exotic

slow p  
expre  
— an  
Inspi

ZERMATT ESCHÉ

### Braun Zermatt Esche

WYA 5284MT | View swatch on page W07

Artfully maintaining the presence of the Swiss Alps is the substantial presence of Zermatt Esche - an analogous dark warm with lively woodgrain, full crowns and straight grains.

18

SICILIAN ASH

### Aubergine Sicilian Ash

WY 4230X | View swatch on page W07

In a gamut for darker interiors is the Sicilian Ash that features prominent grains with robust and smokey characteristics. Its dark palette with light recessed grains bring a sense of contemplation and privacy.

19

Woods | Oak W01


#### Shizuoka Oak



Kino Shizuoka Oak  
WY 4254X



Aiko Shizuoka Oak  
WY 4266X



Ryo Shizuoka Oak  
WY 4252X



Jiro Shizuoka Oak  
WY 4263X

K

Solids

K

Patterns

K

Specialties

- › Oak & Teak
- › Ash & Elm
- › Maple & Walnut
- › Beech, Birch
- › Exotic

slow p  
expre  
— an  
Inspi



NEVADA ELM

**Chico Nevada Elm**

WY 1260D | View swatch on page W07

Drawing references from the mountain range, the natural feathery lines and interlocking grains of Nevada Elm bears traces of life amongst objects when crafted with technical sophistication.



HOFFMANN ELM

**Noah Hoffmann Elm**

WY 4271X | View swatch on page W08

Observing the Mavericks who have defied all storms, Hoffmann Elm celebrates the feeling of requited brothers. The shades, sporting gradual straight grains with faint appearances of crowns, engage multiple senses for endless functional possibilities.


Shizuoka Oak




Kiro Shizuoka Oak  
WY 4254X



Aiko Shizuoka Oak  
WY 4266X



Ryo Shizuoka Oak  
WY 4252X



Jiro Shizuoka Oak  
WY 4263X

- Solids
- Patterns
- Specialties

- › Oak & Teak
- › Ash & Elm
- › Maple & Walnut
- › Beech, Birch
- › Exotic

slow p  
expre  
— an  
  
Inspi




TIVOLI ELM

**Karla Tivoli Elm**

WY 1270D | View swatch on page W09

Through the eyes of the inner child, the composite panel of woodgrains with knots, crowns and faint contrasting lines in Tivoli Elm paves the way for aesthetic innovation and sustainability with a breeze.



ITADORI ELM

**Nori Itadori Elm**

WYA 4249K | View swatch on page W09

With a focus on interconnectivity with nature and Japanese sensibilities, Itadori Elm embraces ever-changing seasons. The hallmark of this design is the cross hatching of vertical woodgrain visual with horizontal texture.

Woods | Oak | W01


Shizuoka Oak




Kuro Shizuoka Oak  
WY 4254X



Aiko Shizuoka Oak  
WY 4266X



Ryo Shizuoka Oak  
WY 4252X



Jiro Shizuoka Oak  
WY 4263X

- K
- Solids
- K
- Patterns
- K
- Specialties



- › Oak & Teak
- › Ash & Elm
- › Maple & Walnut
- › Beech, Birch
- › Exotic

slow p  
expre  
— an  
Inspi

LAURENTIAN MAPLE

### Aria Laurentian Maple

WY 5605D | View swatch on page W09

In a manner of Japandi spaces, the harmonious neutral-tone and subtle grains of Laurentian Maple is apt for pared-back interiors with muted palette and softly curved spaces.

24

ROSENHEIM MAPLE

### Tanned Rosenheim Maple

WY 5259D | View swatch on page W09

The Rosenheim Maple embodies duality of clear volume and mastery of craft. Reinforcing its connection with nature, the subtle wavy realistic grain lines and occasional violin-shaped curvature present immense texture accuracy.

25

Woods | Oak W01


#### Shizuoka Oak




Kuro Shizuoka Oak  
WY 4254X



Aiko Shizuoka Oak  
WY 4266X



Ryo Shizuoka Oak  
WY 4252X



Jiro Shizuoka Oak  
WY 4263X

K

Solids  
K

Patterns  
K

Specialties

- › Oak & Teak
- › Ash & Elm
- › Maple & Walnut
- › Beech, Birch
- › Exotic

slow p  
expre  
— an  
Inspi

VIOLA NOCE

### Riviera Viola Noce

WY 5244D | View swatch on page W10

Bearing a resemblance to the soft, subtle vertical walnut grains of orchestral instruments, the Viola Noce offers a delicate balance of classical and contemporary design.

26

PORTOFINO NOCE

### Carla Portofino Noce

WY 1265D | View swatch on page W10

Light spills in a room with dramatic bands of light and dusty grains that mark the distinctive and desirable features of Portofino Noce.

27

Woods | Oak W01


#### Shizuoka Oak



Kino Shizuoka Oak  
WY 4254X



Aiko Shizuoka Oak  
WY 4266X



Ryo Shizuoka Oak  
WY 4252X



Jiro Shizuoka Oak  
WY 4263X

K

Solids

K

Patterns

K

Specialties

- › Oak & Teak
- › Ash & Elm
- › Maple & Walnut
- › Beech, Birch
- › Exotic

slow p  
expre  
— an  
Inspi




ROMA NOCE

**Biaggio Roma Noce**

WY 5242D | View swatch on page W10

Imbued with a sense of curved movement and intriguing woodgrains, Roma Noce brings a hint of dynamism to any living space.



NOGAL

**Ibiza Nogal**

WY 1244D | View swatch on page W11

A design response to warm tones, the subtle wavered woodgrains of Nogal fuses the best of tropical comfort and eastern sensibilities.

Woods | Oak | W01

Shizuoka Oak




Kiro Shizuoka Oak  
WY 4254X



Aiko Shizuoka Oak  
WY 4266X



Ryo Shizuoka Oak  
WY 4252X



Jiro Shizuoka Oak  
WY 4263X

- K
- Solids
- K
- Patterns
- K
- Specialties

- › Oak & Teak
- › Ash & Elm
- › Maple & Walnut
- › Beech, Birch
- › Exotic

slow p  
expre  
— an  
Inspi

HORIZONTAL NOGAL

### Ibiza Horizontal Nogal

WY 1249D | View swatch on page W11

A horizontal permutation of Nogal, the warm tones on this woodgrain paves the way for versatile application and harnesses a substantial presence in private and public spaces.

30

VIDA NOCE

### Lino Vida Noce

WY 1262D | View swatch on page W11

The lustrous touch of Vida Noce sets the tone for soft and delicate spaces. Channelling the aura of Walnut, its element amplifies the structural built of spaces and social interactions.

31

Woods | Oak | W01


#### Shizuoka Oak



Kiro Shizuoka Oak  
WY 4254X



Aiko Shizuoka Oak  
WY 4266X



Ryo Shizuoka Oak  
WY 4252X



Jiro Shizuoka Oak  
WY 4263X

K

Solids  
K

Patterns  
K

Specialties

- › Oak & Teak
- › Ash & Elm
- › Maple & Wa
- › Beech, Bircl
- › Exotic

slow p  
expre  
— an  
Inspi




AMERICANO NOGAL

**Isa Americana Nogal**

WY 1272D | View swatch on page W12

The fundamentals of closely connecting with nature starts with the intricate appearance of crowns in the Americana Nogal — inviting complementary elements to revitalise living spaces.



SEVILLE WALNUT

**Bella Seville Walnut**

WY 4224D | View swatch on page W12

Crafted with timeless essence and versatility, the Seville Walnut's wavy structure is preserved with in light and warm shades. Unrestrained and organic, it sets the tone for peace and soulfulness.

Woods | Oak W01


Shizuoka Oak




Kiro Shizuoka Oak  
WY 4254X



Aiko Shizuoka Oak  
WY 4266X



Ryo Shizuoka Oak  
WY 4252X



Jiro Shizuoka Oak  
WY 4263X

K  
Solids  
K  
Patterns  
K  
Specialties

- › Oak & Teak
- › Ash & Elm
- › Maple & Walnut
- › Beech, Birch
- › Exotic

slow p  
 expe  
 — an  
 Inspi



MARCELLO WALNUT  
**Collins** Marcello Walnut  
 WY 5240D | View swatch on page W12

Inspired by expressive woodgrains, the Marcello Walnut reveals striking wavy grain and knots with a range of mid to dark lustrous tones. It invokes the notions of statement and a commanding presence.



AOMORI BEECH  
**Jun** Aomori Beech  
 WY 1286D | View swatch on page W13

Embracing the ever-changing seasons of the famed beech forest of Shirakami-Sanchi, the Aomori Beech has subtle traces of salient rays and tiny pores that reflect lightness and delicateness.


Shizuoka Oak



Kino Shizuoka Oak  
 WY 4254X



Aiko Shizuoka Oak  
 WY 4266X NEW



Ryo Shizuoka Oak  
 WY 4252X



Jiro Shizuoka Oak  
 WY 4263X

- K
- Solids
- K
- Patterns
- K
- Specialties


slow p  
expre  
— an  
Inspi

- › Oak & Teak
- › Ash & Elm
- › Maple & Walnut
- › Beech, Birch
- › Exotic



KNARVICK BIRCH  
**Sayer Knarvick Birch**  
 WY 5603D | View swatch on page W13

Reciprocating a sense of grounding, the earthiness of Knarvick Birch retains its rawness for exceptional carpentry and woodworking craftsmanship — in the spirit of Scandinavian design style.



RIALTO PINE  
**Lobo Rialto Pine**  
 WYA 5604E | View swatch on page W13

With deep ridges and knotted design, the Rialto Pine is made for spaces with a storied past. Calling upon an antiquated charm, its textural intensity sifts through all symbolic and surreal moments through time.


Shizuoka Oak




Kiro Shizuoka Oak  
 WY 4254X



Aiko Shizuoka Oak  
 WY 4266X



Ryo Shizuoka Oak  
 WY 4252X



Jiro Shizuoka Oak  
 WY 4263X

- K
- Solids
- K
- Patterns
- K
- Specialties

- › Oak & Teak
- › Ash & Elm
- › Maple & Walnut
- › Beech, Birch
- › Exotic

slow p  
expre  
— an  
Inspi



BRISSAGO

**Noel Brissago**

WYA 5289MT | View swatch on page W14

Envisage an array of interconnecting spaces with soft multi-tonal woodgrains of Brissago. Inspired by mild climates, the understated beauty evokes a meditative spirit for an oasis and a centre for comfort.



ALAMEDA WOOD

**Tannio Alameda Wood**

WYA 1240X | View swatch on page W14

Imagine a moment of calm in a peaceful hideaway with the Alameda Wood. The wavered texture and visual nuances of a leaf sheath of Musa interconnect nature into any vernacular architecture and interior.


Shizuoka Oak




Kiro Shizuoka Oak  
WY 4254X



Aiko Shizuoka Oak  
WY 4266X



Ryo Shizuoka Oak  
WY 4252X



Jiro Shizuoka Oak  
WY 4263X

- K
- Solids
- K
- Patterns
- K
- Specialities



slow p  
expre  
— an  
Inspi

- › Oak & Teak
- › Ash & Elm
- › Maple & Walnut
- › Beech, Birch
- › Exotic

SAVANNAH WOOD

**Russet Savannah Wood**

WY 4273X | View swatch on page W14

A dose of woodlands and wildlife, the Savannah woodgrain is expressive with natural knots. The assortment of light to dark coloured lines bears resemblance of complexity in the indistinguishable acacia tree.

40

MALIBU OAK

**Natural Malibu Oak**

WYA 5602MT | View swatch on page W15

Enamoured by surf culture and ocean, the Malibu Oak has a coast-washed effect of knots and distinct metallic infill that gives a gentle swing to the ruggedness of the coast.

41

Woods | Oak W01


Shizuoka Oak




Kino Shizuoka Oak  
WY 4254X



Aiko Shizuoka Oak  
WY 4266X



Ryo Shizuoka Oak  
WY 4252X



Jiro Shizuoka Oak  
WY 4263X

K

Solids

K

Patterns

K

Specialties

slow p  
expre  
— an  
Inspi

- › Oak & Teak
- › Ash & Elm
- › Maple & Walnut
- › Beech, Birch
- › Exotic

BARN WOOD

### Rustic Barn Wood

WY 7203D | View swatch on page W15

Barn Wood is the visual language for contemporary spirit of rustic materials. Distilling nuances of raw wood, the vivid structure is ideal for quiet and open spaces in need of spectacular detail.

42

PALISANDER

### Cuiban Palisander

WY 5245D | View swatch on page W15

Akin to creating a distinctive, one-of-a-kind artful interior, the visual characteristics of rosewood is expressed in Cuiban Palisander with contrasting woodgrains for aged patina.

43

Woods | Oak W01


#### Shizuoka Oak



Kino Shizuoka Oak  
WY 4254X



Aiko Shizuoka Oak  
WY 4266X



Ryo Shizuoka Oak  
WY 4252X



Jiro Shizuoka Oak  
WY 4263X

K

Solids

K

Patterns

K

Specialties

- › Oak & Teak
- › Ash & Elm
- › Maple & Wa
- › Beech, Bircl
- › Exotic

slow p  
expre  
— an  
Inspi

Giethoorn Oak

Granada Oak

Shizuoka Oak



Levi Giethoorn Oak  
WYA 1276E  
WYA 11276E [10H]



Sierra Granada Oak  
WYA 5263E



Kiro Shizuoka Oak  
WY 4254X



Luuk Giethoorn Oak  
WYA 1277E  
WYA 11277E [10H]




Genil Granada Oak  
WYA 5264E




Aiko Shizuoka Oak  
WY 4266X  
NEW!




Lucas Giethoorn Oak  
WYA 1278E  
WYA 11278E [10H]



Beiro Granada Oak  
WYA 5265E




Ryo Shizuoka Oak  
WY 4252X



Liam Giethoorn Oak  
WYA 1279E  
WYA 11279E [10H]



Darro Granada Oak  
WYA 5266E



Jiro Shizuoka Oak  
WY 4263X

K

Solids

K

Patterns

K

Specialities

Rapallo Rovere

Giovanni Oak

Giovanni Oak

Yugen Oak

Bavarian Oak

Lasalle Oak




Lavato Rapallo Rovere  
WYA 5297E




Bambina Giovanni Oak  
WYA 5288E  
WYA 15268E [10R]




Fia Giovanni Oak  
WYA 5273E  
WYA 15273E [10R]




Sbiadito Rapallo Rovere  
WYA 5295E




Gemma Giovanni Oak  
WYA 5272E  
WYA 15272E [10R]




Esta Giovanni Oak  
WYA 15271E  
WYA 15271E [10R]




Marrone Rapallo Rovere  
WYA 5296E




Carlotta Giovanni Oak  
WYA 5289E  
WYA 15269E [10R]




Agata Giovanni Oak  
WYA 5287E  
WYA 15267E [10R]



Titus Rapallo Rovere  
WYA 5298E



Delfina Giovanni Oak  
WYA 5270E  
WYA 15270E [10R]



Belva Giovanni Oak  
WYA 5274E  
WYA 15274E [10R]



Natural Yugen Oak  
WY 4267X  
WY 14267X [10R]



Strauss Bavarian Oak  
WY 4237X



Keston Lasalle Oak  
WY 4259X



Ivory Yugen Oak  
WY 4266X  
WY 14266X [10R]



Eduard Bavarian Oak  
WY 4239X



Dalton Lasalle Oak  
WY 4258X




Golden Yugen Oak  
WY 4268X  
WY 14268X [10R]



Berger Bavarian Oak  
WY 4238X




Sheldon Lasalle Oak  
WY 4280X



Almond Yugen Oak  
WY 4269X  
WY 14269X [10R]



Johann Bavarian Oak  
WY 4236X



Jayden Lasalle Oak  
WY 4261X

slow  
expre  
— an  
Inspi

K

Solids

K

Patterns

K

Specialties

Avant Oak

Ramos Teak

Oregon Teak

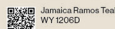
York Teak

Eames Teak

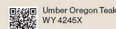
Oslo Teak



Canyon Avant Oak  
WY 4244X



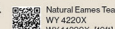
Jamaica Ramos Teak  
WY 1206D



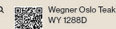
Umber Oregon Teak  
WY 4245X



Canale York Teak  
WY 5230D  
WY 15230D [10R]



Natural Eames Teak  
WY 4220X  
WY 14220X [10R]




Wagner Oslo Teak  
WY 1288D



Raw Avant Oak  
WY 4240X

Chilean Ramos Teak  
WY 7201D



Pine Oregon Teak  
NEW! WY 4217X



Amber York Teak  
WY 5232D  
WY 15232D [10R]

Weathered Eames Teak  
WY 4221X  
WY 14221X [10R]



Phillippe Oslo Teak  
WY 8233D



Hazel Avant Oak  
WY 4242X

Brazilian Ramos Teak  
WY 1208D




Choc Oregon Teak  
WY 4218X



Hamilton York Teak  
WY 5239D  
WY 15239D [10R]

Stateroom Eames Teak  
WY 4222X  
WY 14222X [10R]


Soho Oslo Teak  
WY 1205D



Noir Avant Oak  
WY 4243X

Salvador Ramos Teak  
WY 1207S

Black Oregon Teak  
WY 4219X



Boston York Teak  
WY 5231D

Anthracite Eames Teak  
WY 4223X  
WY 14223X [10R]

Finn Oslo Teak  
WY 1289D

- K
- Solids
- K
- Patterns
- K
- Specialties

slow  
expre  
— an  
Inspi

Akemi Ash

Hemavan Ash

Ash

Zermatt Esche

Sicilian Ash

Nevada Elm



Crème Akemi Ash  
WY 4231X


Emile Hemavan Ash  
WG 5255D  
WG 15255D [10R]

Baltico Ash  
WY 4270X  
NEW

Braun Zermatt Esche  
WYA 5284MT

Aubergine Sicilian Ash  
WY 4230X

Chico Nevada Elm  
WY 1250D  
WY 11260D [10R]



Crème Akemi Ash Gloss  
WHG 4231G




Giselle Hemavan Ash  
WG 5254D  
WG 15254D [10R]

Avant Garde Ash  
WY 4209X

Grau Zermatt Esche  
WYA 5285MT

Accorn Sicilian Ash  
WY 4229X

Runa Nevada Elm  
WY 1282D  
WY 11282D [10R]



Pearl Akemi Ash  
WY 4232X




Adele Hemavan Ash  
WG 5253D  
WG 15253D [10R]

Copthorne Ash  
WY 4210X

Dunkel Zermatt Esche  
WYA 5286MT

Toffee Sicilian Ash  
WY 4245X

Mio Nevada Elm  
WY 1259D  
WY 11259D [10R]



Pearl Akemi Ash Gloss  
WHG 4232G

Noella Hemavan Ash  
WG 5256D  
WG 15256D [10R]

Fondue Ash  
WY 4211X

Schwarz Zermatt Esche  
WYA 5287MT

Peppercorn Sicilian Ash  
WY 4247X

Omar Nevada Elm  
WY 1283D  
WY 11283D [10R]

slow  
expre  
— an  
Inspi

K  
Solids  
K  
Patterns  
K  
Specialties

Hoffmann Elm



Noah Hoffmann Elm  
WY 4271X

Hoffmann Elm



Karl Hoffmann Elm  
WY 4295X


Tivoli Elm



Karla Tivoli Elm  
WY 1270D  
WY 11270D [10R]



Reid Hoffmann Elm  
WY 4262X



Matt Hoffmann Elm  
WY 4265X



Luna Tivoli Elm  
WY 1269D  
WY 11269D [10R]



Silas Hoffmann Elm  
WY 4272X




Brett Hoffmann Elm  
WY 4263X



Vita Tivoli Elm  
WY 1284D  
WY 11284D [10R]



Craig Hoffmann Elm  
WY 4264X



Dale Hoffmann Elm  
WY 4257X



Vaida Tivoli Elm  
WY 1271D  
WY 11271D [10R]

Itadori Elm



Nori Itadori Elm  
WYA 4249K

Laurentian Maple



Aris Laurentian Maple  
WY 5605D

Rosenheim Maple



Tanned Rosenheim Maple  
WY 5259D




Gina Itadori Elm  
WYA 4248K



Freya Laurentian Maple  
WY 5292D



Bleached Rosenheim Maple  
WY 5258D




Taka Itadori Elm  
WYA 4250K



Maya Laurentian Maple  
WY 5293D




Grey Rosenheim Maple  
WY 5260D



Hiro Itadori Elm  
WYA 4251K



Leah Laurentian Maple  
WY 5294D



Dark Rosenheim Maple  
WY 5261D

slow  
expre  
— an  
Inspi

K  
K  
Patterns  
K  
Specialties

Viola Noce

Portofino Noce

Roma Noce

Nogal

Horizontal Nogal

Vida Noce



Riviera Viola Noce  
WY 5244D  
WY 15244D [10R]



Carla Portofino Noce  
WY 1265D  
WY 11265D [10R]



Biaggio Roma Noce  
WY 5242D  
WY 15242D [10R]



Ameris Viola Noce  
WY 5213D  
WY 15213D [10R]



Elsa Portofino Noce  
WY 1266D  
WY 11266D [10R]




Alfonso Roma Noce  
WY 5241D  
WY 15241D [10R]




Cavalli Viola Noce  
WY 5214D  
WY 15214D [10R]



Fabè Portofino Noce  
WY 1267D  
WY 11267D [10R]




Corrado Roma Noce  
WY 5243D  
WY 15243D [10R]



Brandolini Viola Noce  
WY 5215D



Gaia Portofino Noce  
WY 1268D  
WY 11268D [10R]



Donatello Roma Noce  
WY 5252D  
WY 15252D [10R]




Ibiza Nogal  
WY 1244D



Ibiza Horizontal Nogal  
WY 1249D



Lino Vida Noce  
WY 1262D  
WY 11262D [10R]




Costa Nogal  
WY 1246D



Costa Horizontal Nogal  
WY 1247D



Cello Vida Noce  
WY 1261D  
WY 11261D [10R]




Gomera Nogal  
WY 1245D




Gomera Horizontal Nogal  
WY 1248D



Baro Vida Noce  
WY 1263D  
WY 11263D [10R]



Cordoba Nogal  
WY 1257D



Cordoba Horizontal Nogal  
WY 1258D



Aldo Vida Noce  
WY 1264D  
WY 11264D [10R]

slow  
expre  
— an  
Inspi

K  
Solids  
K  
Patterns  
K  
Specialties



Americano Nogal




Isa Americana Nogal  
WY 1272D  
WY 11272D [10R]



Reva Americana Nogal  
WY 1273D  
WY 11273D [10R]



Pilar Americana Nogal  
WY 1274D  
WY 11274D [10R]



Naida Americana Nogal  
WY 1275D  
WY 11275D [10R]


Seville Walnut




Bella Seville Walnut  
WY 4224D



Bella Seville Walnut Gloss  
WHG 4224G



Bruno Seville Walnut  
WY 4225D



Bruno Seville Walnut Gloss  
WHG 4225G

Marcello Walnut



Collina Marcello Walnut  
WY 5240D  
WY 15240D [10R]



Hermes Marcello Walnut  
WY 6217D  
WY 15217D [10R]



Taglio Marcello Walnut  
WY 6216D  
WY 15216D [10R]



Ermano Marcello Walnut  
WY 6218D

Aomori Beech



Jun Aomori Beech  
WY 1286D  
WY 11286D [10R]



Haru Aomori Beech  
WY 1280D  
WY 11280D [10R]



Aki Aomori Beech  
WY 1281D  
WY 11281D [10R]



Nara Aomori Beech  
WY 1287D  
WY 11287D [10R]

Knarvick Birch




Sayer Knarvick Birch  
WY 5603D  
NEW!



Stenlar Knarvick Birch  
WY 5280D



Sven Knarvick Birch  
WY 5281D



Sigmund Knarvick Birch  
WY 5283D  
NEW!

Rialto Pine



Lobo Rialto Pine  
WYA 5604E  
NEW!



Clio Rialto Pine  
WYA 5299E  
NEW!



Nicolo Rialto Pine  
WYA 5277E



Marco Rialto Pine  
WYA 5278E

slow  
expre  
— an  
Inspi

K

Solids

K

Patterns

K

Specialties

Brissago

Alameda Wood

Savannah Wood

Malibu Oak

Barn Wood

Cuiban Palisander



Noel Brissago  
WYA 5289MT



Tarrilo Alameda Wood  
WYA 1240X



Barley Savannah Wood  
WY 4273X NEW




Raphael Brissago  
WYA 5290MT




Alvino Alameda Wood  
WYA 1285X



Russet Savannah Wood  
WY 4276X NEW




Abel Brissago  
WYA 5288MT




Bornia Alameda Wood  
WYA 1241X




Bronze Savannah Wood  
WY 4274X NEW



Kandel Brissago  
WYA 5291MT



Lino Alameda Wood  
WYA 1239X



Rye Savannah Wood  
WY 4276X NEW



Natural Malibu Oak  
WYA 6602MT



Rustic Barn Wood  
WY 7203D NEW



Cuiban Palisander  
WY 6246D NEW



Washed Malibu Oak  
WYA 6601MT



Bleached Barn Wood  
WY 7202D NEW



Oscuro Cuiban Palisander  
WY 6257D NEW

slow  
expre  
— an  
Inspi

K

Solids

K

Patterns

K

Specialties

● ESSENTIALS

A choreographed palette of colours can reset, stimulate surrealism, ease into renewal, ignite passion and illuminate the rise of a new day in an interior space.


Explore varied finishes – Dri-matt®, Supermatt™ and High Glossie.

# Solids

slow  
re-  
expre  
— an  
Inspiri

Solids S02

## Neutral Solids



Supermatt Pebble SCA 1166XM | Supermatt Wintry Grey SCA 1135XM | Supermatt Iron SCA 1149XM | Supermatt Black SCA 1108XM | Supermatt Truffle SCA 1165XM | Supermatt Taupe SCA 1150XM



Pebble SCA 1166D | Wintry Grey SCA 1135D | Iron SCA 1149D | Black SCA 1108D | Truffle SCA 1165D | Taupe SCA 1150D



High Gloss Pebble SHG 1166 | High Gloss Wintry Grey SHG 1135 | High Gloss Iron SHG 1149 | High Gloss Black SHG 1108 | High Gloss Truffle SHG 1165 | High Gloss Taupe SHG 1150



Nougat SCA 6123D | Exotic SCA 1167D | Wheat SCA 1111D | Nutmeg SCA 6128D



Oyster SCA 1168D | Mustard SCA 1126D | Medallion SCA 1177D | Camel SCA 6129D



Sepia SCA 6169D | Hickory SCA 6127D | Mocha SCA 6109D | Chocolater SCA 1113D



### LAMITAK COLOUR GUIDE

The Lamitak Colour Guide is an accessible visual reference tool to facilitate pairing and critical selection for designers.

1. The pull-out concertina fold is designed for ease of matching Solids & Woods collection.

2. Solids are intended to be viewed from light to dark tones with various finishes.

3. Matching edging is available for Neutral Solids palette.

Solids  
Patterns  
Specialties

● ESSENTIALS

A choreographed palette of colours can reset, stimulate surrealism, ease into renewal, ignite passion <sup>™</sup> illuminate <sup>™</sup> rise of a new day in an interior space.

Explore varied finishes – Dri-matt<sup>®</sup>, Supermatt <sup>™</sup> High Glossie.

# Solids

slow |  
expre  
— an  
Inspiri



FEATURED SHELF  
Mood (Available in Newedge)

**NEWEDGE**

Newedge by Lamitak is an eco-friendly and durable ABS (Acrylonitrile Butadiene Styrene) edging that seals and protects any carpentry projects. An aesthetic solution with anti-bacterial properties, the result is seamless and uninterrupted without compromising on details and properties.

Available in:  
• 23mm (Selective Solids, Woods, Patterns & Protak)  
• 44mm (Selective Woods & Patterns)

Look out for the **NEWEDGE** legend for matching edging. Refer to Index Page for Newedge codes.

S01 Solids

Neutral Solids

Supermatt Chalk SCM 1144XM	Supermatt Designer White SCM 5101XM	Supermatt Loft SCM 1109XM	Supermatt Nude SCM 1122XM	Supermatt Mood SCM 1103XM	Supermatt Irish Cream SCM 1134XM
Chalk SCA 1144D	Designer White SCA 5101D	Lofty SCA 1109D	Nude SCA 1122D	Mood SCA 1103D	Irish Cream SCA 1134D
High Gloss Chalk SHG 1144	High Gloss Designer White SHG 5101	High Gloss Loft SHG 1091	High Gloss Nude SHG 1132	High Gloss Mood SHG 1103	High Gloss Irish Cream SHG 1134
Glacier SCA 5124D	Picket White SCA 5600D	Frosty White SCA 5102D	Beige Linen SCA 5142D	Sand Grey SCA 5145D	Clay SCA 1138D
Champagne SCA 1133D	Magnolia SCA 1181D	Laze SCA 5125D	Vanilla SCA 1125D	Seringa Cream SCA 1171D	Beige Ardienne SCA 1104D
Haze SCA 1180D	Dove SCA 1137D	Warm Grey SCA 1029D	Pewter SCA 1136D	Misty Grey SCA 1141D	Black Nickel SCA 5107D

Solids S02

Neutral Solids

Supermatt Pebble SCM 1166XM	Supermatt Weirry Grey SCM 1135XM	Supermatt Iron SCM 1149XM	Supermatt Black SCM 1108XM	Supermatt Truffle SCM 1165XM	Supermatt Taupe SCM 1150XM
Pebble SCX 1166D	Weirry Grey SCX 1135D	Iron SCX 1149D	Black SCX 1108D	Truffle SCX 1165D	Taupe SCX 1150D
High Gloss Pebble SHG 1166	High Gloss Weirry Grey SHG 1135	High Gloss Iron SHG 1149	High Gloss Black SHG 1066	High Gloss Truffle SHG 1165	High Gloss Taupe SHG 1150
Nougat SCA 5123D	Eclis SCX 1167D	Wheat SCA 1111D	Nutmeg SCA 5128D		
Oyster SCA 1193D	Mustard SCX 1126D	Medallion SCX 1177D	Camel SCA 5129D		
Sepia SCA 5189D	Hickory SCA 5127D	Mocha SCA 5109D	Chocolatier SCA 1133D		



LAMITAK COLOUR GUIDE

The Lamitak Colour Guide is an accessible visual reference tool to facilitate pairing and critical selection for designers.

1. The pull-out concertina fold is designed for ease of matching Solids & Woods collection
2. Solids are intended to be viewed from light to dark tones with various finishes
3. Matching edging is available for Neutral Solids palette

### Aurora



Ethan Blue SCA 5115D    Fresco Blue SCA 1146D    Aqua SCA 5139D    Latio SCA 5116D




Belize SCX 1174D    Serenity SCA 1175D    Candy Queen SCA 1130D    Violet SCA 1107D



Oceanic SCA 1143D    Pampeli SCA 1161D    Periwinkle SCX 1161D    Marina SCA 5117D

### Oceania



Celadon SCA 1159D    Celery SCA 5119D    Prairie Green SCA 1156D    Frost SCX 1155D



Hemlock SCX 1170D    Kiwi SCA 5120D    Cadet Blue SCA 1147D    Brunswick SCX 1163D



Espalier SCX 1172D    Moss SCA 1178D    Nautical SCA 1124D    Blueberry SCX 1154D

### Magma



Amaryllis SCX 1173D    Candy Red SCA 1157D    Lipstick SCX 1188D    Rich Tangerine SCA 1140D




Fuchsia SCA 5135D    Rouge SCA 1121D    Kenzo SCA 5104D    Cello SCX 1152D



Mauve SCX 1179D    Jazzberry SCX 1152D    Passion Red SCA 1112D    Cranberry SCX 1151D


### Sunrise



Cream SCA 5103D    Butter SCA 1128D    Dandelion SCX 1158D    Lime SCX 5138D



Lemon Chiffon SCA 1120D    Popcorn SCA 5112D    Pumpkin SCA 5110D    Wasabi SCA 5133D



Tangerine SCX 1169D    Light Orange SCA 5113D    Carrot SCA 1139D    Enfield SCA 1148D



#### GENTLE ALTERNATIVES

Restore balance through the synthesis of subtle aesthetics and textural complexity. Embrace the purity and rawness of monoliths set in stone concrete that microcement brings to the study.

# Patterns

Images are 1:1 scale

K

Patterns

K

Specialties



FEATURED SOLIDS WITH  
MATCHING NEWEDGE

● GENTLE ALTERNATIVES

Restore balance through the synthesis of subtle aesthetics and textural complexity. Embrace the purity and rawness of monoliths set in stone and concrete that microcement brings to the study.

Images are 1:1 scale

# Patterns



FEATURED SOLIDS WITH  
MATCHING "NEWEDGE"

SLATE

**Urban Slate**

DXN 5308X | View swatch on page P02



ESCHER

**Grey Escher Litho**

DXP 1378K | View swatch on page P01

● GENTLE ALTERNATIVES


Restore balance through the synthesis of subtle aesthetics and textural complexity. Embrace the purity and rawness of monoliths set in stone and concrete that microcement brings to the study.

Images are 1:1 scale

# Patterns




FEATURED  
Mood Microcement - Wall Panel  
Natural Eames Teak - Staircase  
The main narrative in interior design is texture. The subtle hues of Mood Microcement achieve versatility as a surface application.




MICROCEMENT  
**Mood Microcement**  
DXP 1391MD | View swatch on page P01



CLOUDY CEMENT  
**Salt Cloudy Cement**  
DXP 1386BS | View swatch on page P01



ERCOLANO  
**Lucio Ercolano**  
DXP 1360K | View swatch on page P02



POMPEO  
**Light Pompeo**  
DXP 5357XM | View swatch on page P01



GENESIS  
**Feather Genesis**  
DXP 1379XM | View swatch on page P02






TRAVERTINE  
**Lisoni Travertine**  
DXP1383XM | View swatch on page P03




RAMBLAS  
**Dario Ramblas**  
DXP1329C | View swatch on page P03



**Rima Ramshackle**  
DXN 5335X | View swatch on page P03



PIETRA  
**Pietra Angelo**  
DXP1373XM | View swatch on page P03




BÉTON  
**Gustave Béton**  
DXP1371K | View swatch on page P02



MARMO FLAVIO  
**Carlo Marmo Flavio**  
DXP1333K | View swatch on page P03




MARMO CLASSICO  
**Marmo Classico**  
DXP 1358XM | View swatch on page P04




MARBLE UASSIQ  
**Bianco Marble Uassiq**  
DXO 4316G | View swatch on page P04  
Note: Actual laminate is in High Glossie finish



FLORENTINA MARBLE  
**Vera Florentina Marble**  
DXP 4319G | View swatch on page P04  
Note: Actual laminate is in High Glossie finish



MARMO ADRIANO  
**Bianco Marmo Adriano**  
DXP 1372XM | View swatch on page P04



L'AMETLLA  
**Mateo L'Ametlla**  
DXP 1366K | View swatch on page P05



**Bryson Tobias Steel**  
DXN 4329M | View swatch on page P05

STEEL

**Cato Steel**

DXP 6345XM | View swatch on page P05

MYSTIQ

**Mystiq Arwen**

DXO 4314X | View swatch on page P05

CARACENI

**Bruno Caraceni**

DXO 1338D | View swatch on page P07

STOFFA

**Stoffa Grigio**

DXO 5338D | View swatch on page P06

PASHLEY


**Aiden Pashley**

DXO 1341DC | View swatch on page P06


SAVILE

**Savile Clifford**


ARTE 1020 DC | View swatch on page P07



FELTRO  
**Erden Feltro**  
 DXO 6354D | View swatch on page P07



KUROKI  
**Kenji Kuroki**  
 DXO 1351DC | View swatch on page P06



FAUX DENIM  
**Rowan Faux Denim**  
 DXO 4325X | View swatch on page P06

Cloudy Cement




Microcement




Escher



Pompeo







FAUX DENIM

**Rowan** Faux Denim


DXO 4325X | View swatch on page P06

Cloudy Cement



 Salt Cloudy Cement DXP 1386BS NEW DXP 1386BS [10R]	 Mood Cloudy Cement DXP 1387BS NEW DXP 1387BS [10R]	 Pebble Cloudy Cement DXP 1388BS NEW DXP 1388BS [10R]	 Smoke Cloudy Cement DXP 1389BS NEW DXP 1389BS [10R]
--	--	--	---


Microcement




 Salt Microcement DXP 1390MD NEW DXP 1390MD [10R]	 Mood Microcement DXP 1391MD NEW DXP 1391MD [10R]	 Pebble Microcement DXP 1392MD NEW DXP 1392MD [10R]	 Smoke Microcement DXP 1393MD NEW DXP 1393MD [10R]
--	--	--	---

Escher




 Beige Escher DXP 1375K	 Beige Escher Litho DXP 1376K NEW	 Grey Escher DXP 1377K NEW	 Grey Escher Litho DXP 1378K NEW
---	---	--	--

Pompeo




 Light Pompeo DXP 5357XM	 Dark Pompeo DXP 5358XM NEW
--	---

Béton




Claude Béton DXP 1376K Auguste Béton DXP 1377K Gustave Béton DXP 1378K Scarpa Béton DXP 1384K NEW

Genesis



Feather Genesis DXP 1379XM NEW Quater Genesis DXP 1380XM NEW Smoke Genesis DXP 1381XM NEW Raven Genesis DXP 1382XM NEW

Ercolano




Lusco Ercolano DXP 1361K Tito Ercolano DXP 1361K Fabio Ercolano DXP 1362K Enzo Ercolano DXP 1363K

Slate




Georgian Slate DXN 6322X Tortilis Slate DXN 6309X Urban Slate DXN 6308X Lava Slate DXN 6310X

Ramblas



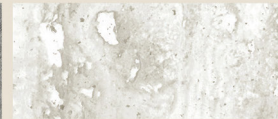
Diario Ramblas DXP 1329C Fito Ramblas DXP 1330C Lalo Ramblas DXP 1331C Goyo Ramblas DXP 1332C

Pietra



Pietra Angelo DXP 1373XM Pietra Alito DXP 1374XM

Travertine




Lisorti Travertine DXP 1383XM NEW

Ramshackle




Rima Ramshackle DXN 6358X Koko Ramshackle DXN 6336X

Marmo Flavio




Luca Marmo Flavio DXP 1334K Vito Marmo Flavio DXP 1336K Carlo Marmo Flavio DXP 1333K Rito Marmo Flavio DXP 1335K

Marmo Classico



Marmo Classico  
DXP 1358XM




Marmo Classico Gloss  
DXP 1358G

Marble Uassic




Bianco Marble Uassic  
DXO 4318G


Marmo Adriano



Bianco Marmo Adriano  
DXP 5272XM




Blu Marmo Adriano  
DXP 5242XM



Nero Marmo Adriano  
DXP 5243XM

Florentina Marble




Lina Florentina  
Marble  
DXP 4318G



Vera Florentina Marble  
DXP 4319G



Fico Florentina Marble  
DXP 4320G



Aida Florentina Marble  
DXP 4321G


Mármol Suprema




Fiona Mármol  
Suprema Gloss  
DXP 1354G



Fiona Mármol Suprema  
DXP 1354XM



Clara Mármol Suprema  
DXP 1355XM



Clara Mármol  
Suprema Gloss  
DXP 1355G

Mystiq



Mystiq Arwen  
DXO 4314X



Mystiq Elond  
DXO 4324X

L'Ametlla



Mateo L'Ametlla  
DXP 1326X




Santino L'Ametlla  
DXP 1326X

Tobias Steel



Casien Tobias Steel  
DXN 4330M




Bryson Tobias Steel  
DXN 4329M

Steel




Cassius Steel  
DXP 6344XM



Calo Steel  
DXP 6345XM



Caldo Steel  
DXP 6350XM



Cyprian Steel  
NEW!  
DXP 6346XM

Stoffa



Stoffa Crema DXO 5337D Stoffa Grigio DXO 5338D Stoffa Moca DXO 5339D Stoffa Nero DXO 5340D

Faux Denim



Gillett Faux Denim DXO 4322X Sullivan Faux Denim DXO 4323X Rowan Faux Denim DXO 4325X Faux Denim DXO 4310X

Kuroki




Koto Kuroki DXO 1349DC Koba Kuroki DXO 1350DC Kenji Kuroki DXO 1351DC Kiri Kuroki DXO 1348DC NEW

Pashley



Aiden Pashley DXO 1341DC Connor Pashley DXO 1343DC Brandon Pashley DXO 1342DC Dryden Pashley DXO 1344DC

Feltro



Hayden Feltro DXO 5336D Erden Feltro DXO 5354D Altan Feltro DXO 5356D Camden Feltro DXO 5355D

Caraceni



Bianco Caraceni DXO 1327D Bruno Caraceni DXO 11338D [10R] Grigio Caraceni DXO 1352D [10R] Nero Caraceni DXO 1353D [10R]

Savile



Savile Clifford ARTE 1021 DC Savile Condit ARTE 1022 DC Savile Vigo ARTE 1023 DC


Savile



Savile Maddox ARTE 1021 DC Savile George ARTE 1019 D Savile Regent ARTE 1018 D



### Luxe



Ivory Luxe  
DKX 6102B

Cocoa Luxe  
DKX 6102B

Godiva Luxe  
DKX 6109B

Espresso Luxe  
DKX 6102B

### Nappa Leather




Nappa Lofly  
DKX 1102B

Nappa Chocolatier  
DKX 1115B

Nappa Misty Grey  
DKX 1141B

Nappa Noir  
DKX 1108B

### Metallics



Taletta Metallic  
MEP 1403XM

Ivory Metallic  
MEP 1404XM

Grey Metallic  
MEP 1406XM

Greige Metallic  
MEP 1407XM

### Brushed



Brushed White  
MTA 1153XL

Brushed Alumina  
MTA 0910XL

Brushed Mercury  
MTA 1402XL

Brushed Black  
MTA 1108XL

#### ● GREAT EXPECTATIONS

Exuding material richness, the Specialities collection inspires new orientation in a peculiar world. Meticulously curated to achieve the multi-hyphenated properties of Protak, seamless visuals of Solid Core to the commanding presence of Bookmatched laminates. A distinct range of exclusivity where assurance is pivotal.

# Specialities

Protak

Prioritise hygiene and wellness with this superior HPL. Designed as a solution-led laminate, it is endowed with multi-hyphenated properties for discerning clients. Complete the edges with the exclusive Protak Newedge in 23mm.



- Anti-fingerprint
- ⊗ Anti-fungal
- ⊗ Stain-resistant
- ⊕ Anti-bacterial
- ⊗ Scratch-resistant
- ⊖ Anti-glare

Solid Core



A new level of refinement for the detail-oriented. The inner core is matched with the décor surface design to minimise the appearance of dark lines at joint edges.



			
Nude Pro ATS 1132 M	Basic Black Pro ATS 1108 M	Lucio Ercolano WHT Core CCP 1360K	Gustave Béton LGR Core CCP 1371K
			
Wintery Grey Pro ATS 1135 M	Taupe Pro ATS 1150 M	Nude Core CC 4710IS	Nude Core Shimmer CCM 4740IG
			
Iron Pro ATS 1149 M	Truffle Pro ATS 1165 M	Nude Core Leather CC 4710IB	Nude Core Glossie CC 4710IG
			
Brunswick Pro ATS 1153 M	Esqaller Pro ATS 1172 M	Ivory Maple Wood CCX 4720IX	Ginko Maple Wood CCX 4720IX
			
Chocolate Pro ATS 1113 M	Nautical Pro ATS 1124 M	Ivory Maple Wood Gloss CCX 4720IG	Ginko Maple Wood Gloss CCX 4720IG

Bookmatched

From Rome's Pantheon to the contemporary artisanal sculptures, the bookmatched laminates extend their mammoth visual experience with refinement and ornamentation. Beyond an enigmatic design, the Bookmatched effect is the results from rotational symmetry.



Lunigiana  
Lunigiana Uno  
ART 1009 XM  
Lunigiana Due  
ART 1010 XM



Montignoso  
Montignoso Uno  
ART 1101 D (10T)  
Montignoso Due  
ART 1101 D (10R)



Disclaimer:  
Lunigiana Uno & Lunigiana Due are produced in 1200 x 2400mm and are suitable to trim to 1000 x 2400mm for a seamless bookmatched effect. Montignoso Uno & Montignoso Due are produced in 1200 x 3050mm and are suitable to trim to 1000 x 3000mm for a seamless bookmatched effect. However, the accuracy of bookmatching depends on the craftsmanship of the fabricator.

## OPPORTUNITIES FOR GLOBAL PARTNERSHIP

We invite industry partners to represent, advocate and grow the Lamitak brand by distributing and retailing our products in their markets outside of TAK Regional Offices.

Scan the QR code or begin your journey with us at [lamitak.com/globalpartnership](https://lamitak.com/globalpartnership)



For trade and project enquiries outside of TAK Regional Offices, contact us at [globalpartnership@lamitak.com](mailto:globalpartnership@lamitak.com)

### SINGAPORE

HEADQUARTERS & MAIN OFFICE  
*(RELOCATING IN 2023)*

**TAK Products & Services Pte Ltd**  
41 Sungai Kadut Avenue  
Singapore 729665  
T: +65 6366 1212  
F: +65 6411 9182  
E: [sales.dept@tak.com.sg](mailto:sales.dept@tak.com.sg)

HEADQUARTERS & MAIN OFFICE  
*(OPENING IN 2023)*

**TAK Products & Services Pte Ltd**  
14 Senoko Loop  
Singapore 758150

FLAGSHIP *(OPENING IN 2023)*

**Lamitak Studio (Senoko)**  
14 Senoko Loop  
Singapore 758150  
T: +65 6639 9500  
E: [studio@lamitak.com](mailto:studio@lamitak.com)

BRANCH

**Lamitak Studio (Lavender)**  
114 Lavender Street CT Hub 2 #01-61  
Singapore 338729  
Tel: +65 6592 5200  
E: [studio@lamitak.com](mailto:studio@lamitak.com)

All Lamitak Studios are by appointment basis.  
Walk-ins are subject to availability.

### MALAYSIA

KUALA LUMPUR  
MAIN OFFICE & LAMITAK STUDIO

**TAK Products & Services Sdn. Bhd.**  
No. 1 Jalan PJS 7/21 Bandar Sunway  
47500 Subang Jaya  
Selangor Malaysia  
T: +603 5638 1212  
F: +603 5638 1213  
E: [sales@takproducts.com.my](mailto:sales@takproducts.com.my)

PENANG  
BRANCH & LAMITAK STUDIO

**TAK Products & Services Sdn. Bhd.**  
No. 28, Lorong Industri Sungai Lokan 4  
Taman Industri Sungai Lokan  
13800 Butterworth  
Pulau Pinang Malaysia  
T: +604 358 1338  
F: +604 358 1383  
E: [sales@takproducts.com.my](mailto:sales@takproducts.com.my)

### INDONESIA

TANGERANG  
OFFICE & LAMITAK STUDIO

**PT. TAK Products and Services**  
Ruko The Prominence Alam Sutera  
Jalan Jalur Sutera Boulevard  
Blok 38F No. 3 & 5  
Tangerang - Indonesia 15143  
T: +62 21 3005 2545/6  
F: +62 21 3005 2548  
E: [indosales@tak.com.sg](mailto:indosales@tak.com.sg)

### CHINA

GUANGZHOU  
OFFICE & LAMITAK STUDIO

**TAK Products & Services Co., Ltd**  
Unit 2104 B Building FangXing Plaza  
No. 242 Tianhe Road Tianhe District  
Guangzhou China 510620  
T: +86 020 3888 9251/2  
F: +86 020 3888 9253  
E: [sales@takcn.com](mailto:sales@takcn.com)

### HONG KONG

WANCHAI  
OFFICE & LAMITAK STUDIO

**TAK Products & Services (HK) Ltd**  
Flat B, 1/F Kam Lok Mansion  
275-277 Lockhart Road  
Wanchai Hong Kong  
T: +852 3618 7840  
F: +852 3618 7841  
E: [hksales@tak.com.sg](mailto:hksales@tak.com.sg)

### THAILAND

BANGKOK  
OFFICE

**TAK Products & Services Co., Ltd**  
8th Floor Unit 2 Supalai Grand Tower  
1011 Rama III Road Chong Non-si  
Yannawa Bangkok 10120 Thailand  
T: +66 2683 0080  
F: +66 2683 0084  
E: [sales@takproducts.co.th](mailto:sales@takproducts.co.th)

Disclaimer: We have taken care and effort at the time of print to ensure the accuracy of printed information and may change the materials, product models after circulation of this catalogue. We will not warrant the accuracy and relevance of information, colour, graphics or anything provided in this catalogue. We have exercised reasonable effort to ensure the information herein is sufficient and intended only as a general reference guide for application. This catalogue should not be considered a substitute or actual level for any project. Kindly contact the company for any clarifications on the colour, design, specifications and apply due diligence with professional installation, care and maintenance. You are advised to view the actual materials in large format for accuracy before placing your orders. For Terms of Use, Product Information and Full Disclaimer, visit [lamitak.com](https://lamitak.com).



MIX  
Paper from  
responsibly managed  
forests  
FSC® C152881

A Conscious Brand  
Negara - Sustainable - No Animal Testing

This Catalogue is printed on FSC certified paper and is fully recyclable. The FSC logo identifies products that contain paper materials from responsible sources certified under the rules of the Forest Stewardship Council®.

\* A TAK Surfaces Lifestyle Brand | [tak.com.sg](https://tak.com.sg)



Visit Lamitak Studio  
**by scanning the QR Code**  
to book an appointment

